

PRINTING ALC REVIEW PACKETS FROM TANGO

August 2022



This process is to be completed prior to an
ALC/ALC 2+ meeting.

Student review packets are available for
regular ALC/ALC 2+ meetings and ARD
ALC/ALC 2+ Meetings.

1. From Tango, go to gears on the upper-left corner, and select HB 4545.

Info

Campus

Staff

Students

Assessments

STAAR Profile

Assessments

KENTRO

STAAR

TELPAS

LION

TPRI/TJL

CPALLS

Maintenance

Counseling

Student Review and Testing

STAAR Remediation

Inventory

HB 4545

RTI

Kentro 2.0 Assessment Creator

Reports

Tango Central Reports

Toolbox

Curriculum

TX-KEA

State Accountability

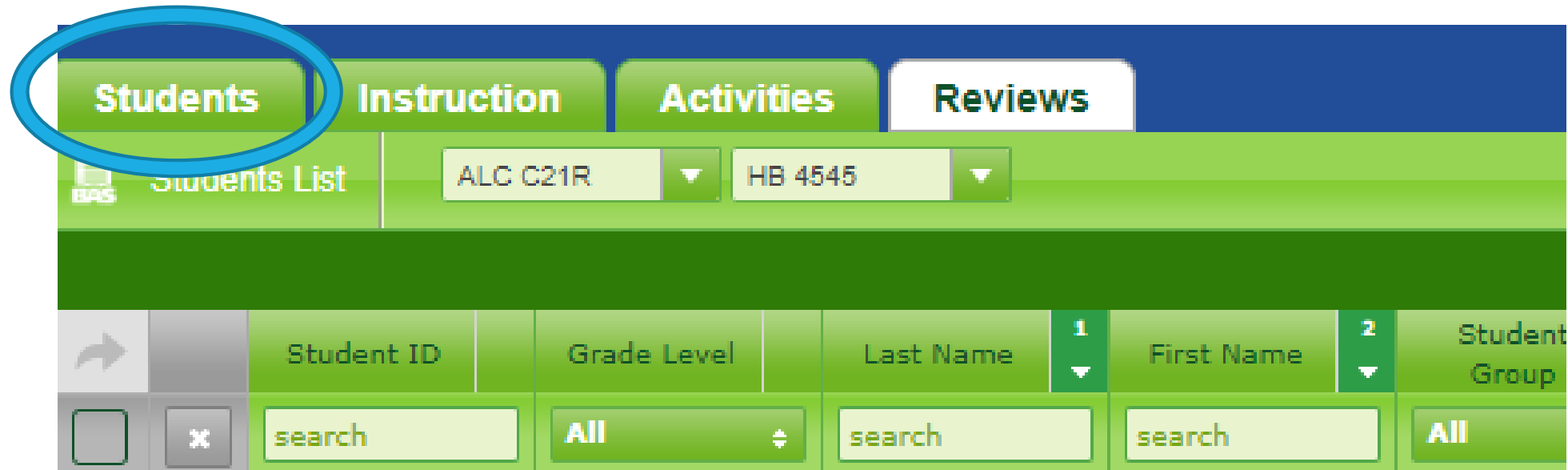
Student Groups

TEA Statewide Reports

Library

	2	Cutpoints				Date
						All
2-23	21	15	70 ±2	19	90 ±1	08-1
2-23	31	22	70 ±2	28	90 ±1	08-1
2-23	34	24	70 ±2	31	90 ±1	08-1
2-23	36	26	70 ±2	33	90 ±1	08-1
Test	10	7	70 ±1	9	90 ±1	08-0
Test	10	7	70 ±1	9	90 ±1	08-0
Test	10	7	70 ±1	9	90 ±1	08-0
Test	10	7	70 ±1	9	90 ±1	08-0
Test	10	7	70 ±1	9	90 ±1	08-0
Test	10	7	70 ±1	9	90 ±1	08-0
Test	10	7	70 ±1	9	90 ±1	08-0
Test	10	7	70 ±1	9	90 ±1	08-0
Test	10	7	70 ±1	9	90 ±1	08-0
13	10	7	70 ±0	0	0 ±0	07-2

2. Select "Students" tab.



The screenshot shows a software interface with a dark blue header bar. Below the header, there are four tabs: "Students", "Instruction", "Activities", and "Reviews". The "Students" tab is highlighted with a blue circle. Below the tabs, there is a green bar with the text "Students List" and a small icon. To the right of this bar are two dropdown menus: "ALC C21R" and "HB 4545". Below these is a dark green bar. At the bottom, there is a table with columns: "Student ID", "Grade Level", "Last Name", "First Name", and "Student Group". The "Last Name" and "First Name" columns have dropdown arrows. Below the table, there are search fields and filters. The "Student ID" column has a search field with the text "search". The "Grade Level" column has a filter button labeled "All". The "Last Name" column has a search field with the text "search". The "First Name" column has a search field with the text "search". The "Student Group" column has a filter button labeled "All".

Student ID	Grade Level	Last Name	First Name	Student Group
search	All	search	search	All

3. Select the gray box in the upper left-hand corner if you wish to print the packet for all students.

Students Instruction Activities Reviews

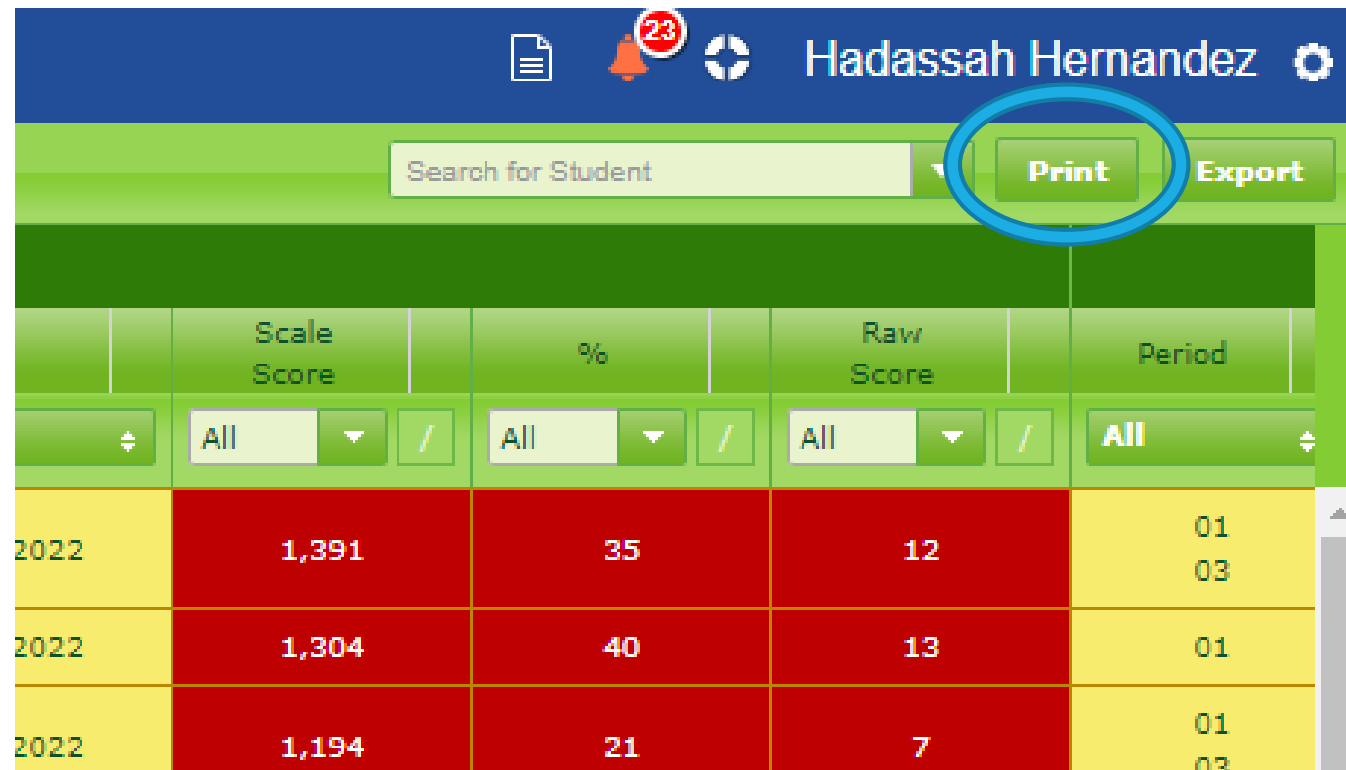
Students List Monitored

HB 454

In Session	Last Name	First Name	Student ID	TSDS Student ID	Grade Level	Student Group	Plan
All	search	search	search	search	All	All	All
1	No						
2	No						
3	No						
4	No						
5	No						
6	No						
7	No						
8	No						
9	No						

If you would like to print an individual student's packet, you can select the row associated with the student being reviewed.

4. Click on the print button on the upper right-hand corner.



The screenshot shows a user interface for a student performance report. At the top, a dark blue header bar contains a document icon, a notification bell with a red circle containing the number 23, a refresh icon, the user name 'Hadassah Hernandez', and a settings gear icon. Below the header is a green bar with a search input field labeled 'Search for Student', a 'Print' button (circled in blue), and an 'Export' button. The main content area features a table with columns for 'Scale Score', '%', 'Raw Score', and 'Period'. Each column has a dropdown menu set to 'All'. The table contains three rows of data for the year 2022. The first row shows a Scale Score of 1,391, a percentage of 35, a Raw Score of 12, and a Period of 01 03. The second row shows a Scale Score of 1,304, a percentage of 40, a Raw Score of 13, and a Period of 01. The third row shows a Scale Score of 1,194, a percentage of 21, a Raw Score of 7, and a Period of 01 03.

	Scale Score	%	Raw Score	Period
2022	1,391	35	12	01 03
2022	1,304	40	13	01
2022	1,194	21	7	01 03

5. Select “ALC Review Packet” and click print.

Options

☐ Grid Print

Reports

☐ HB 4545 Parent Notification and Authorization Letter

☐ ALC Meeting Script

☒ **ALC Review Packet ***

☐ Accelerated Learning Plan Review *

☐ HB 4545 Accelerated Learning Plan Compliance Review *

☐ HB 4545 Accelerated Learning Student List

☐ Student Assessment List (V2) *

☐ Student Longitudinal Assessment List (V2) *

☐ Student State & Kentro Assessment List (V2) *

☐ Student Longitudinal State & Kentro Assessment List (V2) *

☐ Student State Assessment List (V2) *

☐ Student Longitudinal State Assessment List (V2) *

☐ Student Kentro Assessment List (V2) *

☐ Student Longitudinal Kentro Assessment List (V2) *

Title

Note

* Please select one or more records before generating this report

Print **Cancel**


A report showing the STAAR (Spring) results of the students who are eligible for HB 4545 Accelerated Learning based. The packet includes the Meeting Agenda and Parent Notification and Authorization Letter.

6. The document will be available in the Report Queue when there is a badge in the top right corner on the document icon. Click on the document icon.



HB 4545					
Subject	Approved	Approved Date	Status	Status Date	
All	All	All	All	All	
R M	Pending	08-18-22	Open	08-18-22	
M	Pending	08-18-22	Open	08-18-22	
M	Pending	08-18-22	Open	08-18-22	

7. When the green arrow appears, you are ready to print your PDF file.

Report Queue			
Report Queue		Pre-made Reports	ECDS
Report Queue			
		Report Name	Description
		search	search
1		ALC Review Packet	A report showing the STAAR (Spring) results of the students who are eligible for HB 4545 Accelerated Notification and Authorization Letter.