



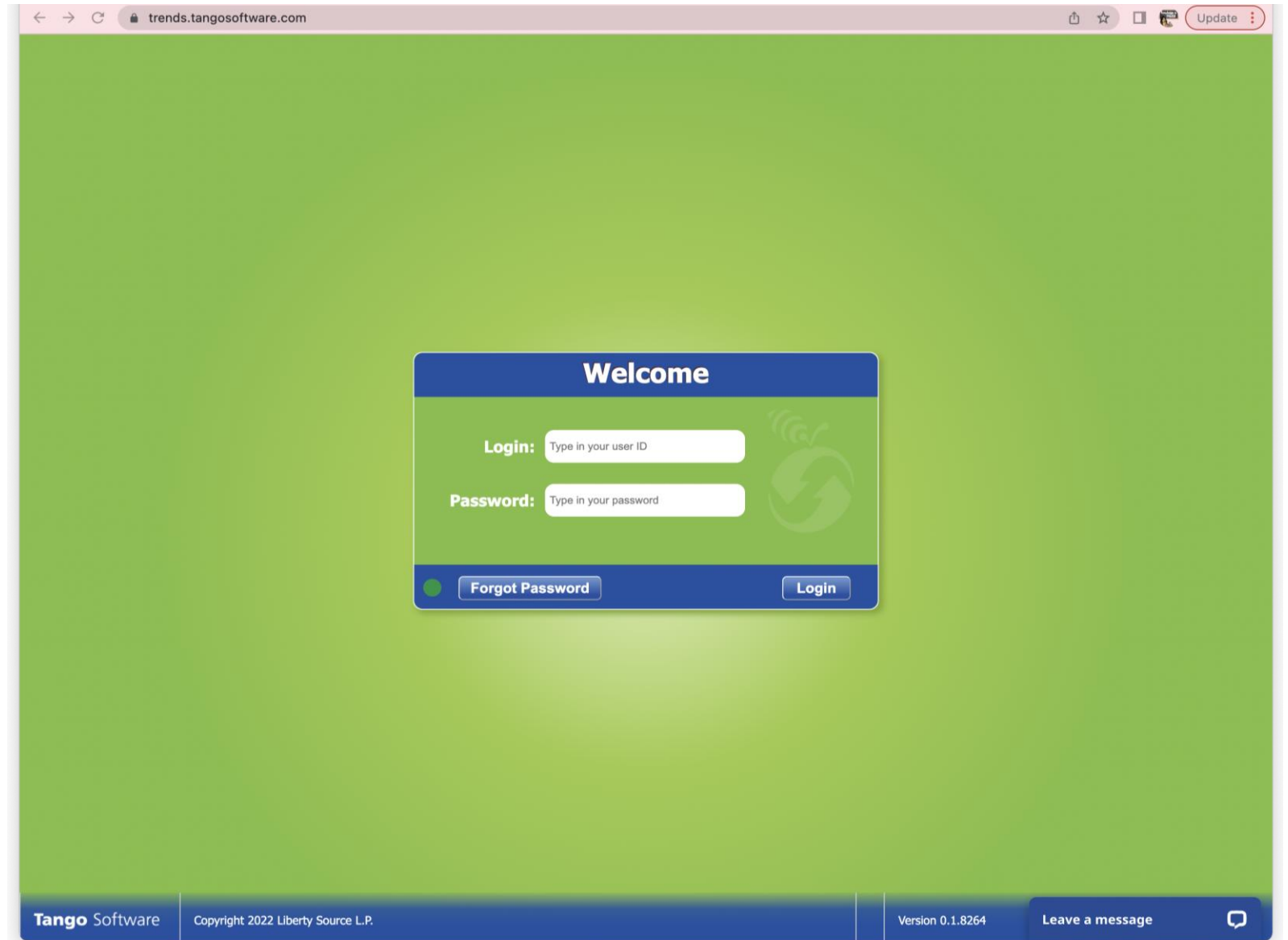
Download and Print HB 4545 Parent Notification & Authorization Forms

A.R.E. Department

August 2022



1. Log in to Tango Trends



The screenshot shows a web browser window with the address bar displaying "trends.tangosoftware.com". The page has a green gradient background. In the center is a white login box with a blue header labeled "Welcome". Inside the box, there are two input fields: "Login: Type in your user ID" and "Password: Type in your password". To the right of these fields is a faint circular logo with a green arrow. At the bottom of the box are two buttons: "Forgot Password" and "Login". The footer of the page is dark blue and contains the text "Tango Software", "Copyright 2022 Liberty Source L.P.", "Version 0.1.8264", and a "Leave a message" link with a speech bubble icon.

trends.tangosoftware.com

Update

Welcome

Login: Type in your user ID

Password: Type in your password

[Forgot Password](#) [Login](#)

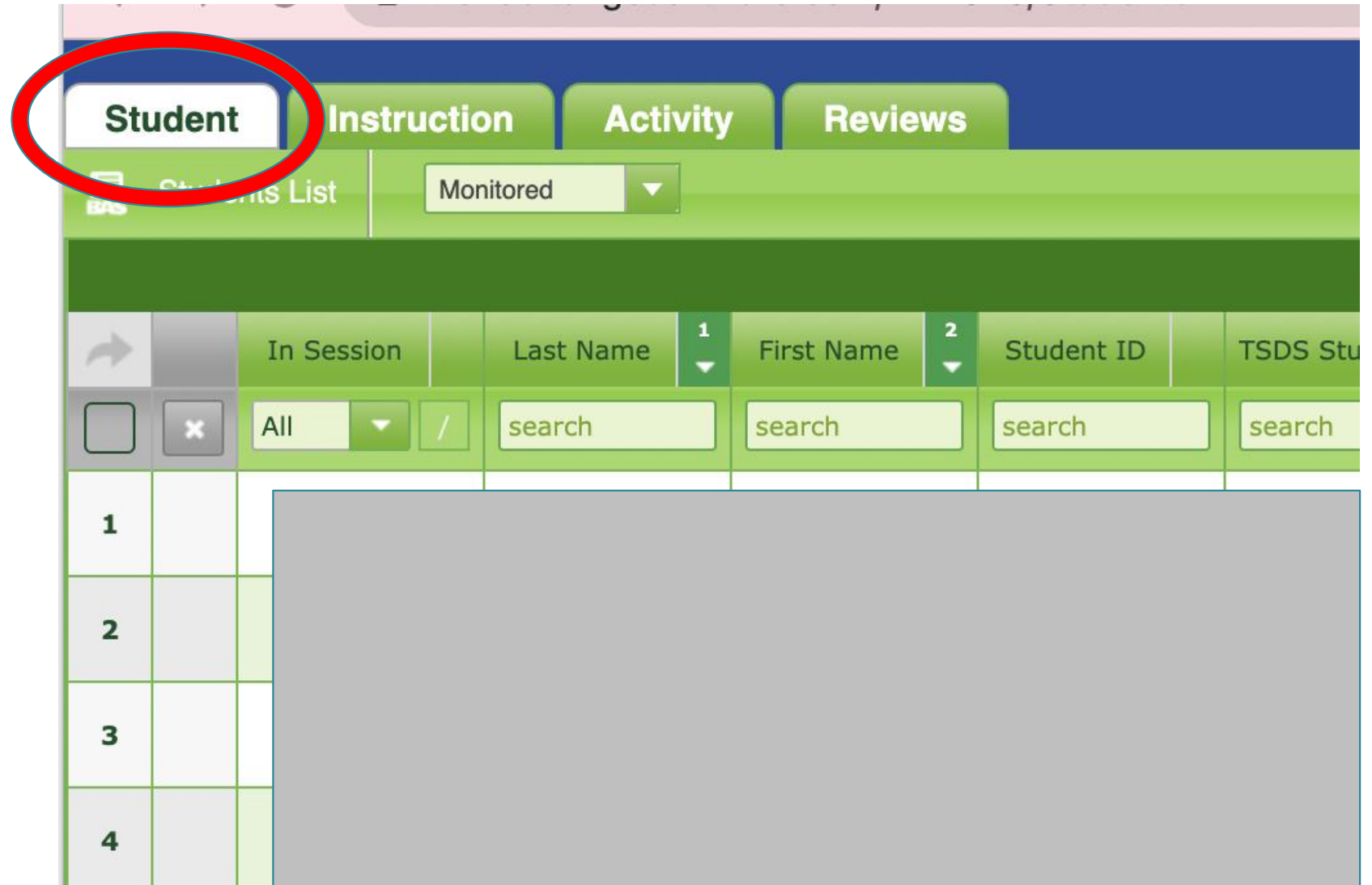
Tango Software Copyright 2022 Liberty Source L.P. Version 0.1.8264 [Leave a message](#)

2. Click on the gears in the upper left-hand corner and select HB 4545.

The screenshot shows the KENTRO system interface. The top navigation bar includes tabs for Info, Campus, Staff, Students, Assessments, and STAAR Profile. The 'Assessments' tab is active, and a red circle highlights the gear icon in the upper left corner. A dropdown menu is open, listing various options: Maintenance, Counseling, Student Review and Testing, STAAR Remediation, Inventory, HB 4545 (highlighted with a red arrow), RTI, Kentro 2.0 Assessment Creator, Reports, Tango Central Reports, Toolbox, Curriculum, TX-KEA, State Accountability, Student Groups, TEA Statewide Reports, and Library. The background shows a table with columns for Date, Semester, Series, and Language, displaying assessment data for various tests and dates.

	2	Cutpoints				1	Date	Semester	Series	Language
							All	All	All	All
2-23	21	15	70 ± 2	19	90 ± 1	08-16-2022	Fall			Engli
2-23	31	22	70 ± 2	28	90 ± 1	08-16-2022	Fall			Engli
2-23	34	24	70 ± 2	31	90 ± 1	08-16-2022	Fall			Engli
2-23	36	26	70 ± 2	33	90 ± 1	08-16-2022	Fall			Engli
st-Test	10	7	70 ± 1	9	90 ± 1	08-01-2022				Engli
st-Test	10	7	70 ± 1	9	90 ± 1	08-01-2022				Spani
st-Test	10	7	70 ± 1	9	90 ± 1	08-01-2022				Engli
st-Test	10	7	70 ± 1	9	90 ± 1	08-01-2022				Spani
st-Test	10	7	70 ± 1	9	90 ± 1	08-01-2022				Engli
st-Test	10	7	70 ± 1	9	90 ± 1	08-01-2022				Spani
st-Test	10	7	70 ± 1	9	90 ± 1	08-01-2022				Engli
st-Test	10	7	70 ± 1	9	90 ± 1	08-01-2022				Spani
13	10	7	70 ± 0	0	0 ± 0	07-27-2022	Summer			Engli

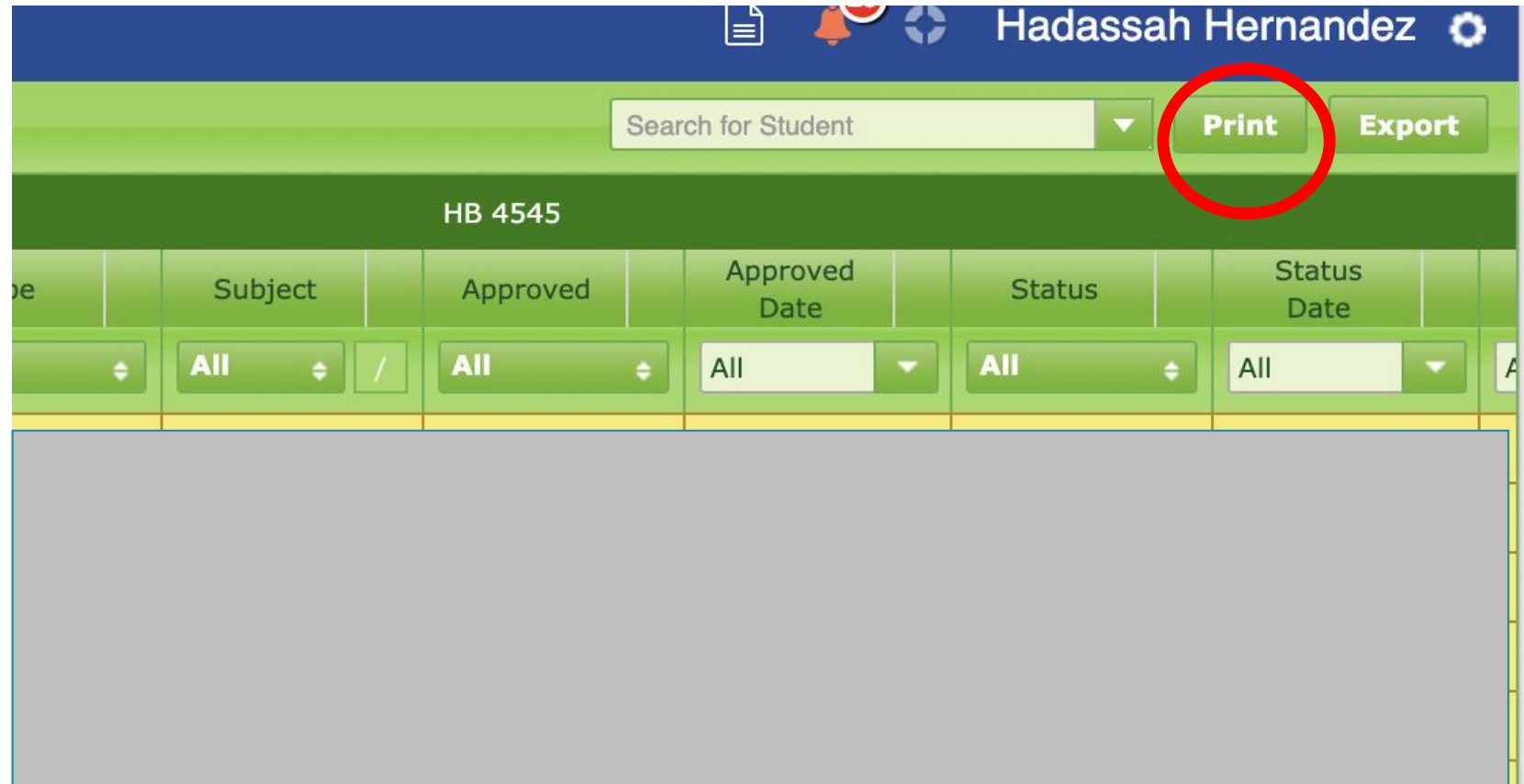
3. Click on the tab titled "Student"



The screenshot shows a web application interface with a dark blue header bar. Below the header, there are four green tabs: "Student", "Instruction", "Activity", and "Reviews". The "Student" tab is highlighted with a red circle. Below the tabs, there is a green bar with a "Students List" link and a "Monitored" dropdown menu. Below this, there is a dark green bar. Below that, there is a table with columns: "In Session", "Last Name", "First Name", "Student ID", and "TSDS Stu". The table has four rows, numbered 1 to 4. A large grey rectangular area is overlaid on the bottom right of the table.

	In Session	Last Name	First Name	Student ID	TSDS Stu
1					
2					
3					
4					

4. Click "Print"
Button in the
top right
corner



5. Under reports, select "HB 4545 Parent Notification and Authorization Letter". Then click print.

Options

☐ Grid Print

Reports

☐ ALC Review Packet *

☐ ALC Meeting Script

☒ HB 4545 Parent Notification and Authorization Form *

☐ Student Longitudinal Assessment List *

Title

Note

* Please select one or more records before generating this report

Parent Notification and Authorization Form

Print Cancel

FYI

- Elementary
 - Report will be organized by homeroom teacher.
- Middle School & High School
 - Report will be organized by math and/or reading teachers.
 - If a student is flagged for both, reading and math, it will be assigned to the math teacher.
 - If student does not have a reading or math course in their schedule, they will be assigned to Principal.

6. The report will be available in the Report Queue when there is a badge in the top right corner on the document icon. Click on the document icon.



HB 4545					
	Subject	Approved	Approved Date	Status	Status Date
	All	All	All	All	All
	R M	Pending	08-18-22	Open	08-18-22
	M	Pending	08-18-22	Open	08-18-22
	M	Pending	08-18-22	Open	08-18-22

7. When the green arrow appears, you are ready to print your PDF file.




Report Queue		Pre-made Reports	ECDS
BAS Report Queue			
		Report Name	Description
<input type="checkbox"/>	<input type="checkbox"/>	search	search
1		<u>HB 4545 Parent Notification and Authorization Form</u>	Parent Notification and Authorization I

TABLE OF CONTENTS

STUDENT LIST

STUDENT FORM

ALC

[6th Grade](#) [3](#)

ALC C21R

[6th Grade](#) [5](#)

[7th Grade](#) [6](#)

[8th Grade](#) [10](#)

ARD

[6th Grade](#) [11](#)

ARD C21R

[7th Grade](#) [13](#)

[8th Grade](#) [15](#)

S|E Instruction

[6th Grade](#) [16](#)

S|E Instruction ARD

[6th Grade](#) [17](#)

“ALC” refers to the students who failed math and/or reading in 3rd, 5th, or 8th Grade (1st Time)

“ALC C21R” refers to the students who failed the same subject they had failed the previous year (math and/or reading) (ALC2+)

“ARD” refers to the ALC Special Education students who failed math and/or reading in 3rd, 5th, or 8th Grade (1st Time)

“ARD C21R” refers to the Special Education students who failed the same subject they had failed the previous year (math and/or reading) (ALC2+)

“S|E Instruction” refers to students who need supplemental accelerated learning instruction, per subject failed.
(do not need ALC or ALC2+)

“S|E Instruction ARD” refers to Special Education students who need supplemental accelerated learning instruction, per subject failed.
(do not need ALC or ALC2+)