


Brownsville ISD 3rd - 5th Grade STAAR

* 5th Grade Reading and Math 1st Administration Only


3rd Grade Reading

3rd Grade Reading	Approaches Grade Level	Meets Grade Level	Masters Grade Level
District	79%	40%	22%
Region	77%	40%	22%
State	76%	41%	24%

Spring 2017		Spring 2018	
Approaches	75%	79%	
Meets	44%	40%	
Masters	27%	22%	


3rd Grade Math

3rd Grade Math	Approaches Grade Level	Meets Grade Level	Masters Grade Level
District	85%	52%	26%
Region	81%	49%	23%
State	77%	45%	22%

Spring 2017		Spring 2018	
Approaches	82%	85%	
Meets	54%	52%	
Masters	30%	26%	


4th Grade Writing

4th Grade Writing	Approaches Grade Level	Meets Grade Level	Masters Grade Level
District	72%	45%	12%
Region	68%	42%	11%
State	61%	37%	10%

Spring 2017		Spring 2018	
Approaches	75%	72%	
Meets	42%	45%	
Masters	13%	12%	


4th Grade Reading

4th Grade Reading	Approaches Grade Level	Meets Grade Level	Masters Grade Level
District	77%	46%	23%
Region	73%	44%	22%
State	71%	44%	23%

Spring 2017		Spring 2018	
Approaches	74%	77%	
Meets	45%	46%	
Masters	21%	23%	


4th Grade Math

4th Grade Math	Approaches Grade Level	Meets Grade Level	Masters Grade Level
District	84%	54%	29%
Region	82%	51%	27%
State	77%	47%	26%

Spring 2017		Spring 2018	
Approaches	79%	84%	
Meets	50%	54%	
Masters	27%	29%	


5th Grade Science

5th Grade Science	Approaches Grade Level	Meets Grade Level	Masters Grade Level
District	84%	49%	19%
Region	81%	46%	18%
State	75%	39%	16%

Spring 2017		Spring 2018	
Approaches	80%	84%	
Meets	47%	49%	
Masters	21%	19%	


5th Grade Reading

5th Grade Reading	Approaches Grade Level	Meets Grade Level	Masters Grade Level
District	83%	57%	27%
Region	80%	52%	25%
State	78%	51%	25%

Spring 2017		Spring 2018	
Approaches	75%	83%	
Meets	47%	57%	
Masters	25%	27%	

5th Grade Math

5th Grade Math	Approaches Grade Level	Meets Grade Level	Masters Grade Level
District	93%	72%	41%
Region	89%	65%	35%
State	84%	57%	30%


Spring 2017		Spring 2018	
Approaches	89%	93%	
Meets	58%	72%	
Masters	28%	41%	

Brownsville ISD 6th - 8th Grade STAAR

* 8th Grade Reading and Math 1st Administration Only


6th Grade Reading

7th Grade Writing	Approaches Grade Level	Meets Grade Level	Masters Grade Level
District	63%	30%	13%
Region	62%	31%	13%
State	66%	36%	18%

Spring 2017		Spring 2018	
Approaches	61%	63%	
Meets	27%	30%	
Masters	11%	13%	


6th Grade Math

7th Grade Writing	Approaches Grade Level	Meets Grade Level	Masters Grade Level
District	75%	37%	13%
Region	75%	39%	14%
State	76%	43%	17%

Spring 2017		Spring 2018	
Approaches	71%	75%	
Meets	34%	37%	
Masters	11%	13%	


7th Grade Writing

7th Grade Writing	Approaches Grade Level	Meets Grade Level	Masters Grade Level
District	65%	38%	11%
Region	65%	38%	12%
State	67%	41%	14%

Spring 2017		Spring 2018	
Approaches	69%	65%	
Meets	36%	38%	
Masters	10%	11%	


7th Grade Reading

8th Grade Social Studies	Approaches Grade Level	Meets Grade Level	Masters Grade Level
District	68%	39%	22%
Region	66%	41%	23%
State	72%	45%	27%

Spring 2017		Spring 2018	
Approaches	68%	68%	
Meets	33%	39%	
Masters	15%	22%	


7th Grade Math

8th Grade Social Studies	Approaches Grade Level	Meets Grade Level	Masters Grade Level
District	68%	34%	13%
Region	72%	39%	17%
State	71%	38%	17%

Spring 2017		Spring 2018	
Approaches	65%	68%	
Meets	33%	34%	
Masters	11%	13%	


8th Grade Social Studies

8th Grade Social Studies	Approaches Grade Level	Meets Grade Level	Masters Grade Level
District	64%	31%	17%
Region	65%	35%	21%
State	64%	34%	20%

Spring 2017		Spring 2018	
Approaches	59%	64%	
Meets	25%	31%	
Masters	13%	17%	


8th Grade Reading

8th Grade Science	Approaches Grade Level	Meets Grade Level	Masters Grade Level
District	75%	43%	22%
Region	72%	40%	20%
State	76%	46%	25%

Spring 2017		Spring 2018	
Approaches	72%	75%	
Meets	42%	43%	
Masters	17%	22%	


8th Grade Math

8th Grade Science	Approaches Grade Level	Meets Grade Level	Masters Grade Level
District	79%	44%	6%
Region	80%	52%	15%
State	78%	49%	15%

Spring 2017		Spring 2018	
Approaches	73%	79%	
Meets	35%	44%	
Masters	4%	6%	

8th Grade Science

8th Grade Science	Approaches Grade Level	Meets Grade Level	Masters Grade Level
District	71%	44%	21%
Region	73%	47%	24%
State	74%	50%	27%

Spring 2017		Spring 2018	
Approaches	70%	71%	
Meets	40%	44%	
Masters	12%	21%	


Brownsville ISD

2018 EOC Results

*First Time Testers May 2018


Algebra I

Algebra I	Approaches Grade Level	Meets Grade Level	Masters Grade Level
District	94%	79%	56%
Region	90%	65%	40%
State	83%	56%	33%

Spring 2017		Spring 2018	
Approaches	93%	94%	
Meets	71%	79%	
Masters	39%	56%	


Biology

Biology	Approaches Grade Level	Meets Grade Level	Masters Grade Level
District	90%	60%	18%
Region	88%	58%	19%
State	90%	64%	26%

Spring 2017		Spring 2018	
Approaches	88%	90%	
Meets	56%	60%	
Masters	14%	18%	


English I

English I	Approaches Grade Level	Meets Grade Level	Masters Grade Level
District	70%	54%	7%
Region	69%	53%	7%
State	71%	54%	9%

Spring 2017		Spring 2018	
Approaches	65%	70%	
Meets	48%	54%	
Masters	6%	7%	


English II

English II	Approaches Grade Level	Meets Grade Level	Masters Grade Level
District	72%	57%	7%
Region	72%	56%	8%
State	75%	60%	10%

Spring 2017		Spring 2018	
Approaches	57%	72%	
Meets	40%	57%	
Masters	3%	7%	

US History

US History	Approaches Grade Level	Meets Grade Level	Masters Grade Level
District	93%	70%	34%
Region	92%	68%	35%
State	93%	74%	43%

Spring 2017		Spring 2018	
Approaches	93%	93%	
Meets	69%	70%	
Masters	32%	34%	